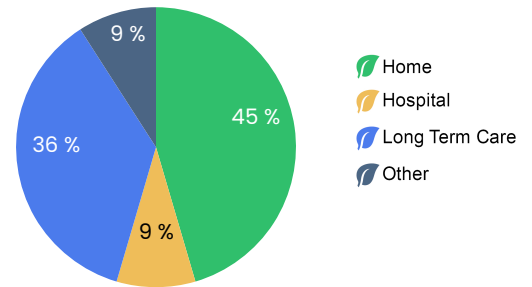


## Discharge Destination


From 2/1/2024 to 3/29/2024, Bella Terrace Rehabilitation and Nursing Center had 11 patients discharged from rehab services. Each episode of care targeted patient-centered goals to achieve successful functional outcomes for a safe discharge.

The average length of stay for rehab during the date range was 39 days.



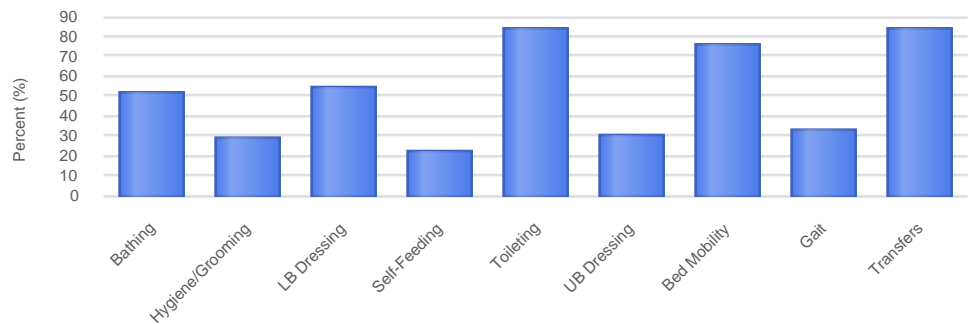
## Rehabilitation Outcomes Summary

Rehabilitation outcomes are assessed on a 10-point rating scale. 10 is the most independent level of ability, and 1 is the most dependent level of ability. A score of 0 may represent an inability to perform the task. The Model 10 Composite Score represents the functional improvement of the 11 patients who completed a rehabilitation stay from 2/1/2024 to 3/29/2024.



Rehabilitation outcomes demonstrate progression towards discharge goals.

Functional improvement is displayed by the percent of functional gain at discharge compared to admission.



## Diagnostic Category Outcomes

Personalized treatment plans incorporate evidenced-based interventions for clinical conditions and diagnostic groups.

Diagnostic Category	Average Improvement	Diagnostic Category	Average Improvement
Cardiac	7.1%	Orthopedic	40.5%
Medically Complex	39.3%	Skin/Subcutaneous Tissue	47.9%
Neurological	49.7%	Urinary	40.0%